

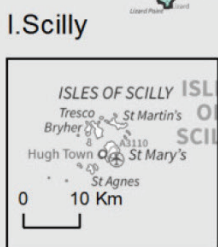
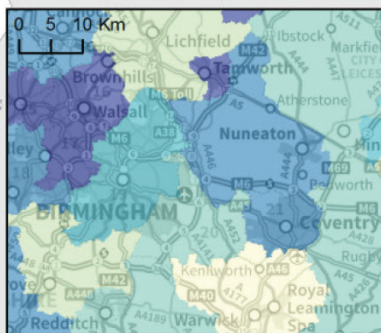
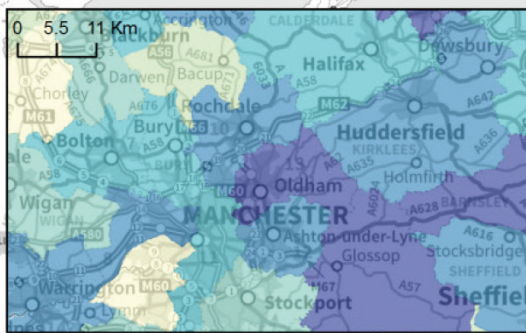
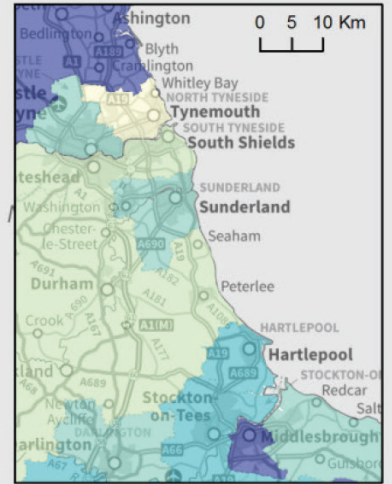
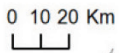
# The Challenge of Achieving Educational Excellence Everywhere

(Overall indicator, based on local performance and capacity to improve)

## Combined standards and capacity assessment



— RSC Regions



### Indicators - see accompanying methodology guide for details

#### Standards:

- KS4 Attainment 8, 2015 (10% weight)
- KS4 Progress 8, 2015 (10% weight)
- KS2 Attainment Reading, Writing, and Maths, 2015 (10% weight)
- KS1-2 Value Added, 2015 (10% weight)
- Access to a good secondary school, 2014 (10% weight)

#### Capacity:

- Primary NLE / Teaching School Coverage, 2016 (8% weight)
- Secondary NLE / Teaching School Coverage, 2016 (8% weight)
- Quality of Primary Leadership, 2015 (8% weight)
- Quality of Secondary Leadership, 2015 (8% weight)
- ITT Provider Coverage, 2015 (8% weight)
- Academy Sponsor Coverage, 2016 (8% weight)

